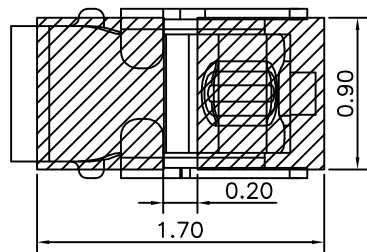
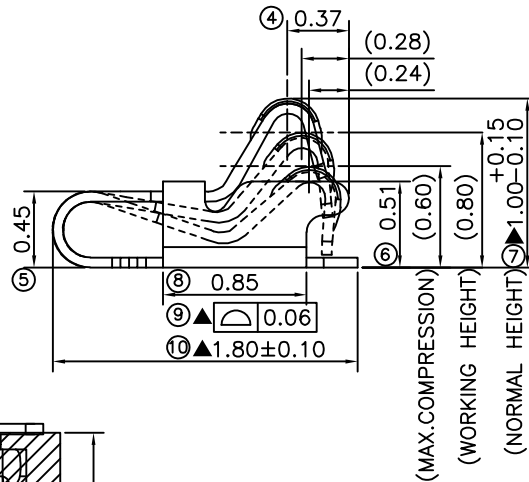
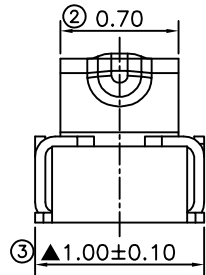
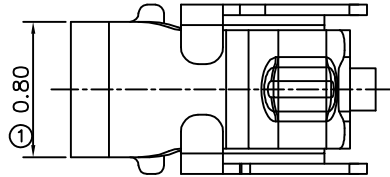
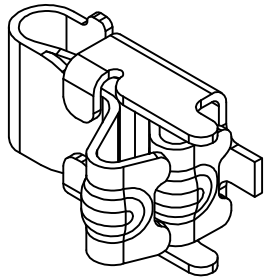


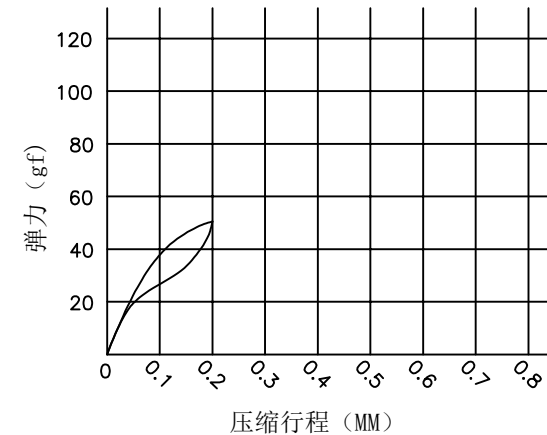
RoHS Compliant

REVISIONS			
REV.	DESCRIPTION	DATE	DESIGN



P.C.B LAYOUT  
TOLERANCE: ±0.05

- MATERIAL SPECIFICATION:
  - 1.1.STAINLESS STEEL SUS-301 T=0.06±0.005MM
- TEST REQUIREMENTS:
  - 2.1.CONTACT RESISTANCE: 80mΩ MAX
  - 2.2.VOLTAGE RATING: 1.5 V/AC/DC/MAX
  - 2.3.RATED CURRENT: 1.0A/MAX
  - 2.4.WELDING THRUST: ≥3.0 Kg
  - 2.5.DURABILITY: 1,500 TIMES
  - 2.6.OPERATING TEMPERATURE: -20 ° ~ 80 ° C
- PLATING REQUIREMENTS:
  - 3.1.OVERALL NICKEL PLATING 50U MIN, WELDING SURFACE 1U MIN GOLD PLATING, CONTACT AREA 1U MIN GOLD PLATING
  - 3.2.SALT SPRAY TEST TO MEET THE REQUIREMENTS OF 24 HOURS.
  - 3.3.TERMINAL TO EAT FULL TIN, NOT PEELING, WELDING, OBVIOUS COLOR AND OTHER ADVERSE
  - 3.4.ROHS, REACH, HF HALOGEN-FREE AND A SERIES OF DOMESTIC AND INTERNATIONAL ENVIRONMENTAL REQUIREMENTS



**Bestcreate Technology Limited**

TOLERANCES UNLESS OTHERWISE SPECIFIED:

X.	± 0.25	X.*	± 3'
.X	± 0.20	.X'	± 2'
.XX	± 0.15	.XX'	± 1'

Website: www.bsc-elec.com  
Email: bestcreate@bsc-elec.com

DESIGN: I.L  
DATE: 2017.3.1

CHECKED: C.W  
DATE: 2017.3.1

APPROVED: C.W  
DATE: 2017.3.1

TITLE: **Antenna Shrapnel Connector**  
1.80\*1.00\*1.00H (E TYPE)

MATERIAL: PART NO: AS-R5-098-0010E  
FINISH: DWG NO: AS-R5-098-0010E

SIZE: A4

REV: A  
UNIT: mm  
SCALE: 1=1  
QUALITY SYMBOLS: