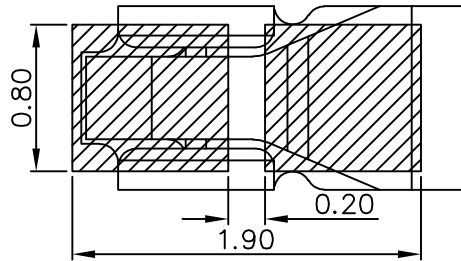
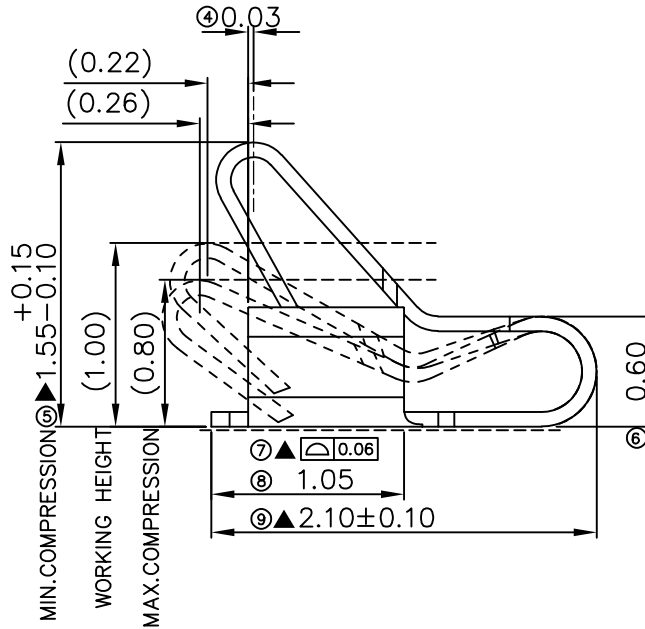
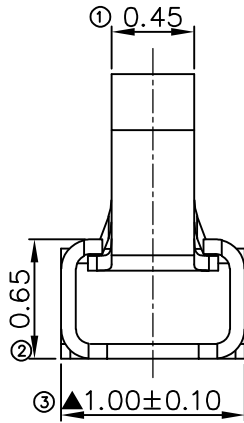
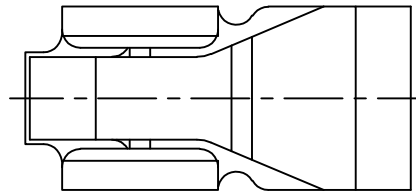
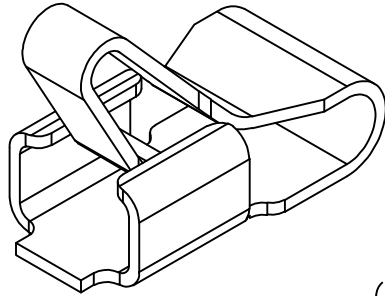


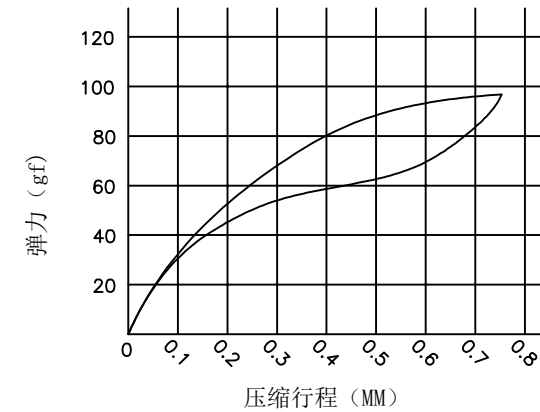
RoHS Compliant

REVISIONS			
REV.	DESCRIPTION	DATE	DESIGN



P.C.B LAYOUT  
TOLERANCE:±0.05

- 1.MATERIAL SPECIFICATION:
  - 1.1.STAINLESS STEEL SUS 304 T=0.10±0.005MM
- 2.TEST REQUIREMENTS:
  - 2.1.CONTACT RESISTANCE: 80mΩ MAX
  - 2.2.VOLTAGE RATING: 1.5 V/AC/DC/MAX
  - 2.3.RATED CURRENT: 1.0A/MAX
  - 2.4.WELDING THRUST: ≥3.0 Kg
  - 2.5.DURABILITY: 1,500 TIMES
  - 2.6.OPERATING TEMPERATURE: -20 ° ~ 80 ° C
- 3.PLATING REQUIREMENTS:
  - 3.1.OVERALL NICKEL PLATING 50U MIN, WELDING SURFACE 1U MIN GOLD PLATING, CONTACT AREA 1U MIN GOLD PLATING
  - 3.2.SALT SPRAY TEST TO MEET THE REQUIREMENTS OF 24 HOURS.
  - 3.3.TERMINAL TO EAT FULL TIN, NOT PEELING, WELDING, OBVIOUS COLOR AND OTHER ADVERSE
  - 3.4.ROHS, REACH, HF HALOGEN-FREE AND A SERIES OF DOMESTIC AND INTERNATIONAL ENVIRONMENTAL REQUIREMENTS



**Bestcreate Technology Limited**

TOLERANCES UNLESS OTHERWISE SPECIFIED:

X.	±	0.25	X.*	±	3'
.X	±	0.20	.X'	±	2'
.XX	±	0.15	.XX'	±	1'

Website:www.bsc-elec.com  
Email:bestcreate@bsc-elec.com

DESIGN: I.L DATE: 2017.3.1

CHECKED: C.W DATE: 2017.3.1

APPROVED: C.W DATE: 2017.3.1

TITLE: Antenna Shrapnel Connector  
2.10\*1.00\*1.55H(C TYPE)

MATERIAL: PART NO: AS-R5-098-0015C SIZE: A4

FINISH: DWG NO: AS-R5-098-0015C

REV: A UNIT mm SCALE 1=1 QUALITY SYMBOLS

1

2

3

4

5

6

7

8