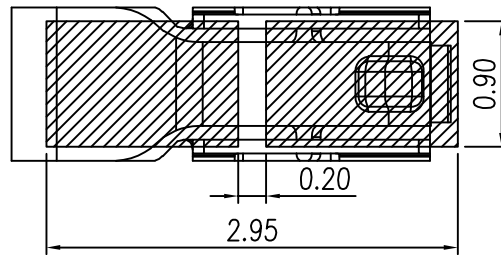
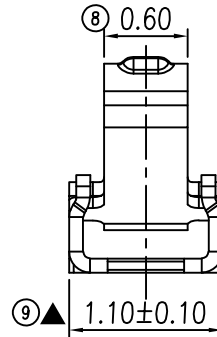
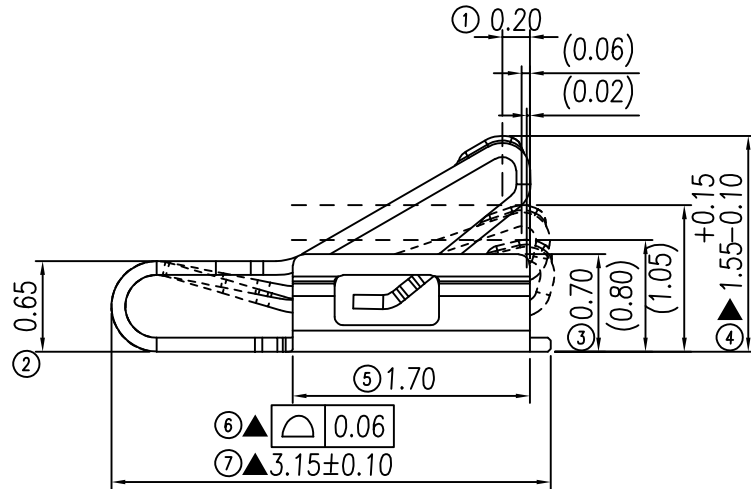
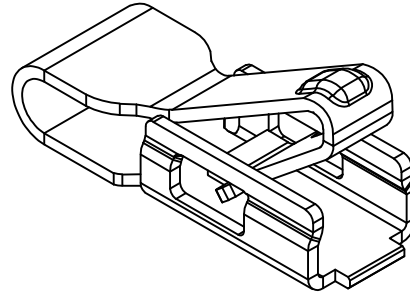
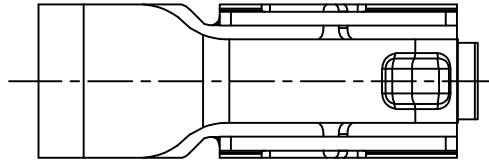


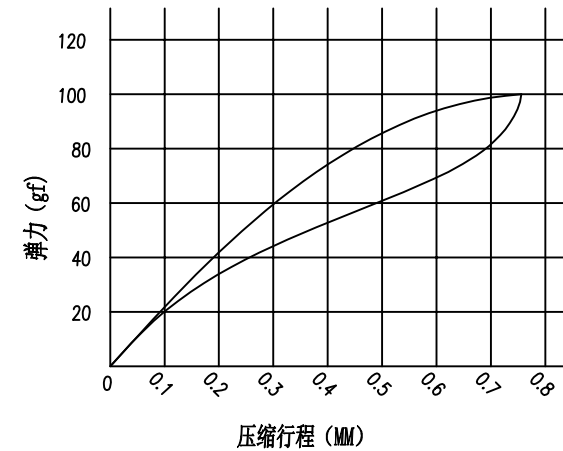
RoHS Compliant

REVISIONS			
REV.	DESCRIPTION	DATE	DESIGN



P.C.B LAYOUT  
TOLERANCE: ±0.05

1. MATERIAL SPECIFICATION:
  - 1.1. STAINLESS STEEL SUS-304 T=0.10±0.005MM
2. TEST REQUIREMENTS:
  - 2.1. CONTACT RESISTANCE: 80mΩ MAX
  - 2.2. VOLTAGE RATING: 1.5 V/AC/DC/MAX
  - 2.3. RATED CURRENT: 1.0A/MAX
  - 2.4. WELDING THRUST: ≥3.0 Kg
  - 2.5. DURABILITY: 1,500 TIMES
  - 2.6. OPERATING TEMPERATURE: -20 ° ~ 80 ° C
3. PLATING REQUIREMENTS:
  - 3.1. OVERALL NICKEL PLATING 50U MIN, WELDING SURFACE 1U MIN GOLD PLATING, CONTACT AREA 3U MIN GOLD PLATING
  - 3.2. SALT SPRAY TEST TO MEET THE REQUIREMENTS OF 24 HOURS.
  - 3.3. TERMINAL TO EAT FULL TIN, NOT PEELING, WELDING, OBVIOUS COLOR AND OTHER ADVERSE
  - 3.4. ROHS, REACH, HF HALOGEN-FREE AND A SERIES OF DOMESTIC AND INTERNATIONAL ENVIRONMENTAL REQUIREMENTS



**Bestcreate Technology Limited**

TOLERANCES UNLESS OTHERWISE SPECIFIED:

X.	± 0.25	X.*	± 3'
.X	± 0.20	.X'	± 2'
.XX	± 0.15	.XX'	± 1'

Website: www.bsc-elec.com  
Email: bestcreate@bsc-elec.com

DESIGN: I.L  
DATE: 2017. 3. 1  
CHECKED: C.W  
DATE: 2017. 3. 1  
APPROVED: C.W  
DATE: 2017. 3. 1

TITLE: Antenna Shrapnel Connector  
3.15\*1.10\*1.55 (H TYPE)

MATERIAL: AS-R5-098-0015H	PART NO: AS-R5-098-0015H	SIZE: A4
FINISH: AS-R5-098-0015H	DWG NO: AS-R5-098-0015H	

REV: A	UNIT: mm	SCALE: 1=1	QUALITY SYMBOLS:
--------	----------	------------	------------------