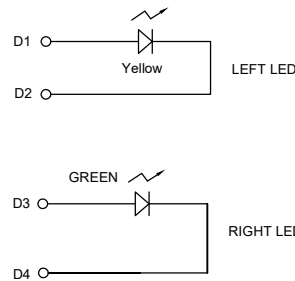
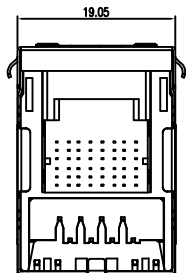
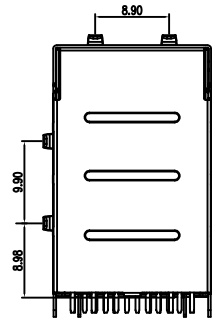
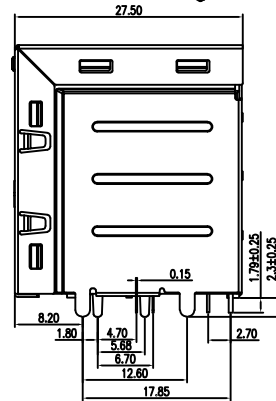
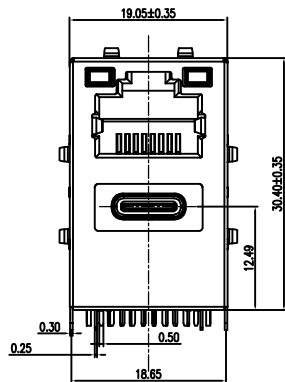

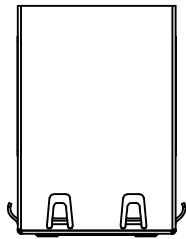


RoHS Compliant

REVISIONS			
REV.	DESCRIPTION	DATE	DESIGN



- RJ45
- 1.Designed to support application,such as SOHO(ADSL modems) LAN-on-Motherboard(LOM),hub and Switches.
 - 2.Meets IEEE802.3 specification.
 - 3.Connector Material:
 - 3-1.Housing&Insertion Base: Thermo plastics PA9T+30%GF,UL94V-0.
 - 4.RJ45 Terminal:
 - 4-1.Phosphor Bronze C5191.Thickness=0.30mm.
 - 4-2.gf" Gold plating on RJ45 contact area.
 - 4-3. Tin Plating 100u" on solder tail area
 - 4-4.45u" min Ni underplating over all.
 - 5.Shell: Stainless steel 304 , .Thickness=0.25mm.Immersion tin.
 - 6.Electrical performance:

4-1.Voltage Current Rating	:1.5 AMP, 30V AC
4-2.Insulation Resistance	:1000MΩ Min.
4-3.Contact Resistance	:40 mΩ Max.
4-4.Dielectric Withstanding Voltage	:500V AC
4-5.Durability	:750 cycles .
 7. Operating temperature range : -20°C to +85°C.
Storage temperature range

TYPE-C

NOTES:

1. HOUSING: LCP, UL 94V-0, COLOR- BLUE (PANTONE 300C) OR BLACK
2. BOTTOM COVER: LCP, UL 94V-0, COLOR- BLUE (PANTONE 300C) OR BLACK
3. CONTACT: USB3 C2680-H T=0.25mm ; USB2 C5191-H T=0.25mm
30μ" MIN. GOLDPLATED ON CONTACT AREA, 120μ" MIN. MATTE TIN PLATED ON SOLDERING TAIL, 80μ" MIN. NICKEL UNDER-PLATED OVERALL
4. FRONT SHELL: SUS304-1/2H, T=0.25mm, 30μ" MIN. NICKEL PLATED OVER ALL, 100μ" MIN. MATTE TIN PLATED ON SOLDERING TAIL,
5. MIDDLE SHELL: SUS304-1/2H, T=0.25mm,
6. REAR SHELL: SUS304-1/2H, T=0.20mm,
7. THIS PRODUCT DOESN'T CONTAIN ENVIRONMENTAL HAZARDOUS PER DIRECTIVE 2011/65/EU FOR RoHS COMPLIANT. OR PER IEC 61249-2-21 FOR HALOGEN-FREE COMPLIANT.

PART NO. INFORMATION

RJTC01- X 5 0 X - 013

CONTACT PLATED

- 1: G/F 2: AU 3U"
3: AU 6U" 4: AU 15U"
5: AU 30U"

PACKAGE
R: TAPE REEL
T: TRAY

Bestcreate Technology Limited

TOLERANCES UNLESS OTHERWISE SPECIFIED:

.X	± 0.35	.X"	± 3'
.XX	± 0.25	.X"	± 2'
.XXX	± 0.15	.XX"	± 1'

Website: www.bsc-elec.com
Email: bestcreate@bsc-elec.com

DESIGN: I. L DATE: 2017. 3. 1

CHECKED: C. W DATE: 2017. 3. 1

APPROVED: C. W DATE: 2017. 3. 1

TITLE: RJ45+TYPE C 24PIN CONNECTOR WITH LED LEFT YELLOW RIGHT GREEN

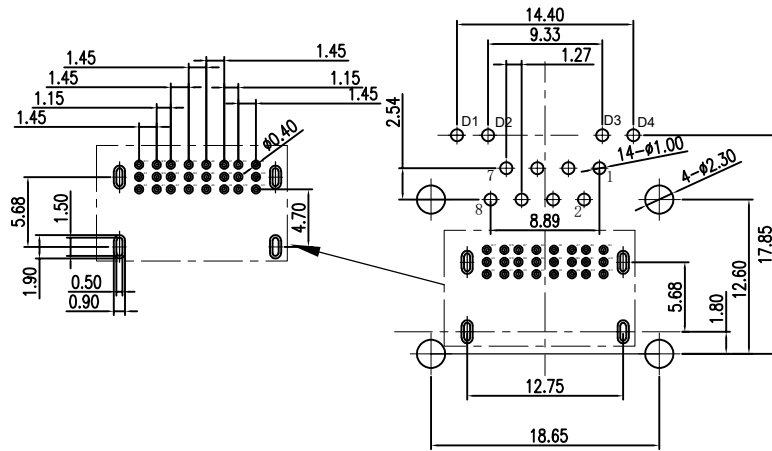
MATERILA: PART NO: RJTC01-X50X-013 SIZE: A4

FINSH: DWG NO: RJTC01-X50X-013 1 OF 2

REV: A UNIT mm SCALE 1=1 QUALITY SYMBOLS

RoHS Compliant

REVISIONS			
REV.	DESCRIPTION	DATE	DESIGN



RECOMMENDED PCB LAYOUT(TOP VIEW)
(DEFAULT TOLERANCE:±0.05)

PIN	Signal Name	Description	PIN	Signal Name	Description
A1	GND	Ground return	B12	GND	Ground return
A2	SSTXp1	Positive half of first SuperSpeed TX differential pair	B11	SSRXp1	Positive half of first SuperSpeed RX differential pair
A3	SSTXn1	Negative half of first SuperSpeed TX differential pair	B10	SSRXn1	Negative half of first SuperSpeed RX differential pair
A4	Vbus	Bus Power	B9	Vbus	Bus Power
A5	CC1	Configuration Channel	B8	SBU2	Sideband Use (SBU)
A6	Dp1	Positive half of the USB 2.0 differential pair-Position 1	B7	Dn2	Negative half of the USB 2.0 differential pair-Position 2
A7	Dn1	Negative half of the USB 2.0 differential pair-Position 1	B6	Dp2	Positive half of the USB 2.0 differential pair-Position 2
A8	SBU1	Sideband Use(SBU)	B5	CC2	Configuraaion Channel
A9	Vbus	Bus Power	B4	Vbus	Bus Power
A10	SSRXn2	Negative half of second SuperSpeed RX differential pair	B3	SSTXn2	Negative half of second SuperSpeed TX differential pair
A11	SSRXp2	Positive half of second SuperSpeed RX differential pair	B2	SSTXp2	Positive half of second SuperSpeed TX differential pair
A12	GND	Ground return	B1	GND	Ground return

Bestcreate Technology Limited

TOLERANCES UNLESS OTHERWISE SPECIFIED:

.X	± 0.35	X"	± 3'
.XX	± 0.25	.X"	± 2'
.XXX	± 0.15	.XX"	± 1'

DESIGN: I. L DATE: 2017. 3. 1

CHECKED: C. W DATE: 2017. 3. 1

APPROVED: C. W DATE: 2017. 3. 1

TITLE: RJ45+TYPE C 24PIN CONNECTOR WITH LED LEFT YELLOW RIGHT GREEN

MATERILA: PART NO: RJTC01-X50X-013 SIZE: A4

FINSH: DWG NO: RJTC01-X50X-013 2 OF 2

REV: A UNIT mm SCALE 1=1 QUALITY SYMBOLS

Website:www.bsc-elec.com
Email:bestcreate@bsc-elec.com