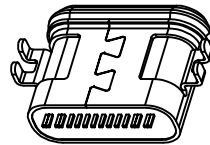

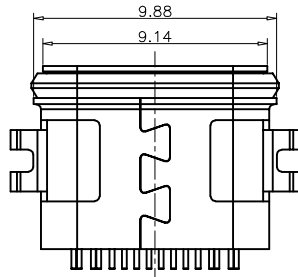
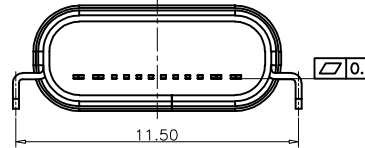
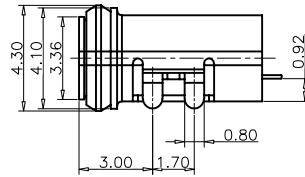
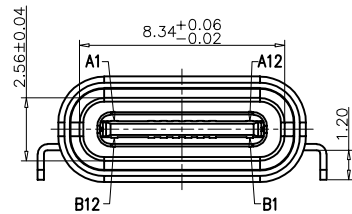
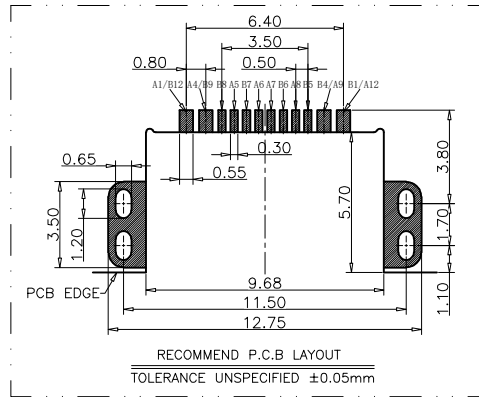
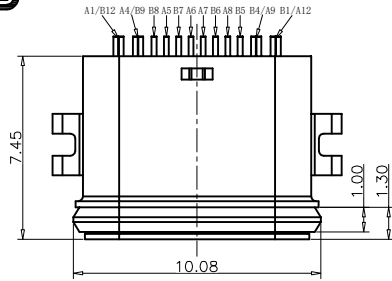


RoHS Compliant



REVISIONS

REV.	DESCRIPTION	DATE	DESIGN

NOTES:

SPECIFICATION:

- CURRENT RATING: 5.0 A
- VOLTAGE RATING: 5.0 V
- VBUS & GND PINS AND OTHER PINS: 40mΩ/PIN MAX
SHIELD: 50mΩ/MAX
LLCR MAX. CHANGE OF ALL PINS: 10Ωm
- INSULATION RESISTANCE: 100MΩ MIN
- DIELECTRIC WITHSTAND VOLTAGE, AC 100V FOR 1MINUTE
- INSERTION FORCE: 0.5~2.0kgf
- UNMATING FORCE: 0.8~2.0kgf
- DURABILITY: 10000 CYCLES
- OPERATING TEMPERATURE: -35°C~+85°C
- THE PEAK TEMPERATURE ON THE BOARD SHALL BE MAINTAINED FOR 10 SECONDS AT 210-250°C
- WATERPROOF: IP-X7.

USB TYPE C PIN ASSIGNMENTS

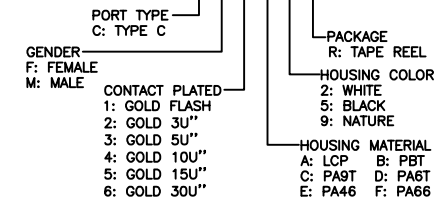
PIN NUMBER	SIGNAL NAME	PIN NUMBER	SIGNAL NAME
A1	GND	B12	GND
A4	VBUS	B9	VBUS
A5	CC1	B8	SBU2
A6	DP1	B7	DN2
A7	DN1	B6	DP2
A8	SBU1	B5	CC2
A9	VBUS	B4	VBUS
A12	GND	B1	GND

TABLE:

NO	PART	Q'TY	Material
1	SHELL-2	1	STAINLESS STEEL, NI PLATED
2	SHELL-1	1	STAINLESS STEEL, NI PLATED
3	CONTACT	16	COPPER ALLOY, TIN/AU/NI PLATED
4	MD PLATE	1	STAINLESS STEEL, NO PLATING
5	MD HOUSING	1	PA&LCP UL94 V-0 BLACK
6	SHIELDING PLATE	1	STAINLESS STEEL, NI PLATED
7	WATERPROOF RING	1	SILICONE UL94 V-0 BLACK

PART NO. INFORMATION

U06-C F X X 5 R - W128 - V1



Bestcreate Technology Limited

TOLERANCES UNLESS OTHERWISE SPECIFIED:

X.	± 0.20	X.*	± 5°
.XX	± 0.15	.X'	± 2°
.XXX	± 0.10	.XX'	± 1°

DESIGN: I. L DATE:

CHECKED: DATE:

APPROVED: DATE:

TITLE:
IPX7 WATERPROOF 16P USB C FEMALE
CONNECTOR MID MOUNT 0.8MM, L=7.45MM

MATERILA:	PART NO:	SIZE:
	U06-CFXX5R-W128-V1	A4
FINSH:	DWG NO:	
	U06-CFXX5R-W128-V1	1 OF 1

REV:	UNIT	SCALE	QUALITY SYMBOLS	Website: www.bsc-elec.com	Email: bestcreate@bsc-elec.com
A	mm	1=1			