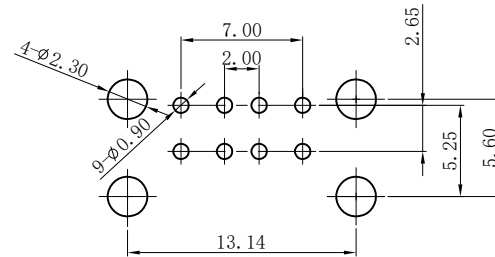
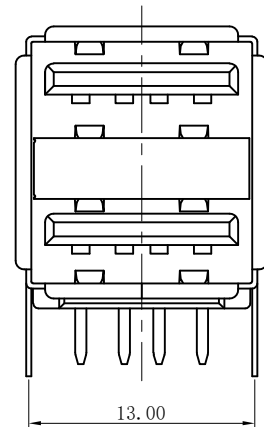
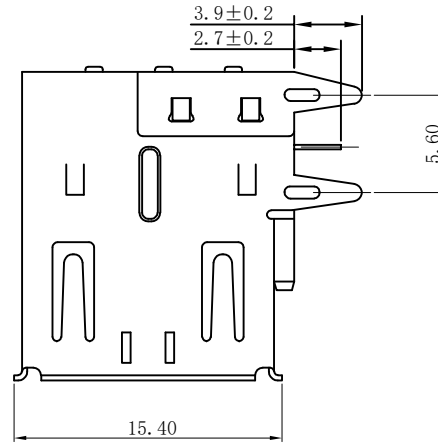
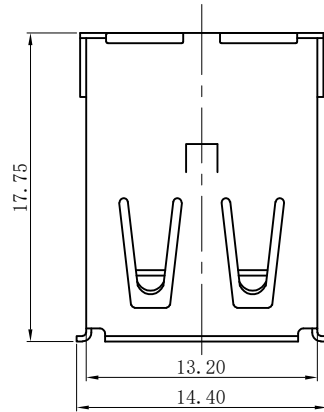
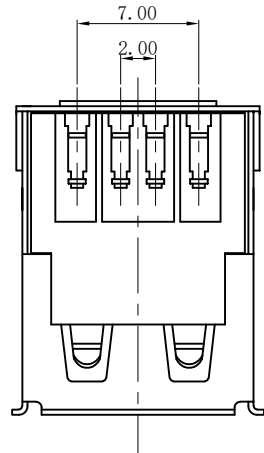


RoHS Compliant

REVISIONS			
REV.	DESCRIPTION	DATE	DESIGN



SPECIFICATIONS

1)Electrical:

- 1.1 Contact Resistance: 30 mΩ Max
- 1.2 Insulation Resistance: 1000MΩ Min
- 1.3 Withstanding Voltage: 500V DC
- 1.4 Current rating 1.5AMP Max.
- 1.5 Total Mating Force: 4.5kg Max.
- 1.6 Total Unmating force: 0.7kg Min.
- 1.7temperature Rage: -55° +105°

2)Material:

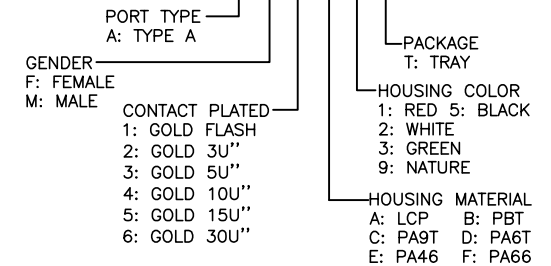
- 2.1 Housing: High temperature Plastics UL94V-0
- 2.2 Standard: PBT+30%G.F
- 2.3 Contact: brass

3)Finishing:

- 3.1 platingAu or Sn Over 100u" Ni
- 3.2 Crimp Terminal :Gold-plated contact points. Tin-lead foot
- 3.2 Shell: Nickel-plating

PART NO. INFORMATION

DU02-A F X X X T - 004



Bestcreate Technology Limited

TOLERANCES UNLESS OTHERWISE SPECIFIED:

X.	± 0.30	X.'	± 2'
.X	± 0.25	.X'	± 1'
.XX	± 0.20	.XX'	± 0.5'

Website:www.bsc-elec.com
Email:bestcreate@bsc-elec.com

DESIGN:	DATE:
I. L	2017. 3. 1
CHECKED:	DATE:
C. W	2017. 3. 1
APPROVED:	DATE:
C. W	2017. 3. 1

TITLE: DUAL USB 2.0 A FEMALE CONNECTOR R/A DIP TYPE		
MATERILA:	PART NO: DU02-AFXXXT-004	SIZE: A4
FINSH:	DWG NO: DU02-AFXXXT-004	

REV: A	UNIT mm	SCALE 1=1	QUALITY SYMBOLS
-----------	------------	--------------	-----------------